



DOOR STOP

COMPOSITE DOORS



Don't compromise, go composite

We don't believe in compromising on quality. We've brought together materials to give you the very best in strength, easy maintenance, security, and weather resistance. Oh – and great looks as well.

Behind that rather scientific-sounding name, you'll find the latest technology and design in doors. When you're indoors you'll enjoy loads of style, strength and security. Our composite door is thick – but it's also very smart. In fact it's 44mm thick (compare that to conventional PVC panel doors at 28mm). Its powerful too, its super-strong structural frame and up-to-the-minute hardware makes our composite door even more secure. Its glass reinforced plastic finish means you'll be secure in all weathers and enjoying great looks for years to come.



Contents



page 6



page 8



page 12



page 16



page 18



page 22



page 23



page 26



page 28



page 30



page 31



page 34



page 38



page 40



page 41



page 44



page 46



page 48



page 50



page 51



page 52



page 56



page 58



page 60



The Contemporary Range

A front door speaks volumes about a property. Now you can make even more of a statement with our range of contemporary furniture suites that can transform your door into a real property feature.

Choose from the **Long Bar** suite, the ultra-modern **Square** suite, the elegant **Bow Handle** suite, our **Handleless** option, or the timeless **Classic** suite.

These hardware choices are undeniably elegant, but also incredibly hard wearing. Crafted from stainless steel, they will endure the demands of the British weather and everyday use season after season.

See **Page 64** for the full contemporary furniture guide.



Unless you choose handles on both sides (available on Long Bar, Square Bar and Bow handles) your contemporary range door will feature a pull escutcheon on the inside.



Pull Escutcheon




Pull Escutcheon with thumbturn

4 panel 2 square



Door Colours



Red Black Chartwell Grey Duck Egg Blue Darkwood White Blue Cream Black Brown Poppy Red (High Gloss) Green Oak

Glass Designs



Classic
(no pattern required)

Finesse
(no pattern required)

Zinc Art Abstract
(no pattern required)



Zinc Art Elegance
(no pattern required)

Flair
(no pattern required)

Art Clarity
Brass or Zinc
(no pattern required)



4 panel 2 square
in Black,
with Classic contemporary furniture,
and Finesse glass



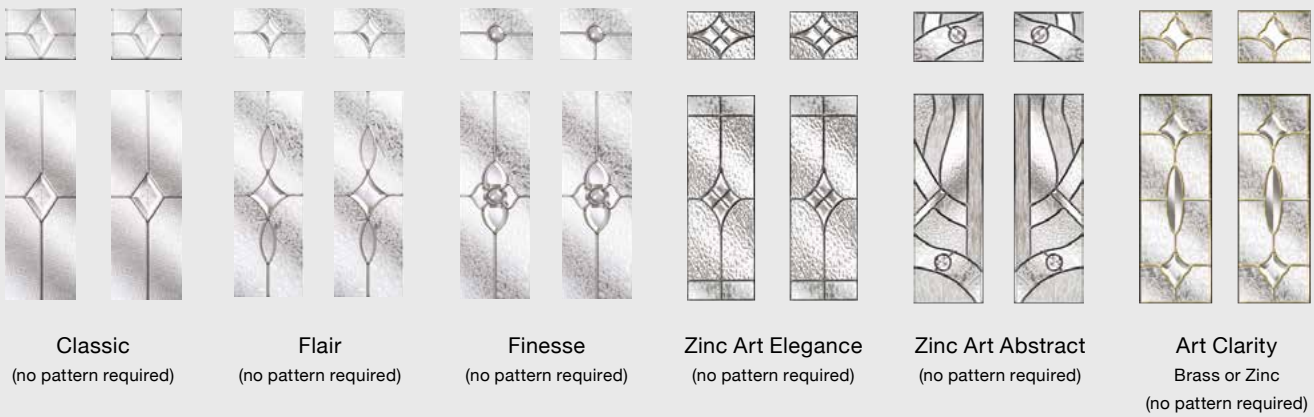
2 panel 4 square



Door Colours



Glass Designs





*2 panel 4 square
in Duck Egg Blue,
with graphite Fab and Fix furniture,
and Flair glass*



Satin Glass

Due to popular demand, we've added Satin Glass to our 'pattern glass' range. It's the perfect door glazing option for modern and contemporary properties.

Black-brown doors

We've created this new door colour, to better match the in-demand black brown foiled outer frame, as pictured here. This colour is exclusive to Genuine Door-Stop doors.



3 diamond




Door Colours



Red Black Chartwell Grey Duck Egg Blue Darkwood White Blue Cream Black Brown Poppy Red (High Gloss) Green Oak

Glass Patterns



Stippolyte™ Cotswold™ Chantilly™ Digital™ Flemish™ Charcoal Sticks™ Florielle™ Oak™



Autumn™ Minster™ Everglade™ Mayflower™ Contora™ Taffeta™ Pelerine™ Satin



3 diamond
*in Cream,
with chrome stainless steel furniture
and Satin glass*









2 panel 2 square
*in Poppy Red (high gloss),
with chrome Fab and Fix furniture
and Zinc Art Clarity glass*

Circle



Door Colours



Red Black Chartwell Grey Duck Egg Blue Darkwood White Blue Cream Black Brown Poppy Red (High Gloss) Green Oak

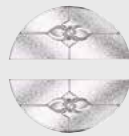
Glass Designs



Classic
(no pattern required)



Flair
(no pattern required)



Finesse
(no pattern required)



Murano
Blue, Green, Red or Black



Crystal Harmony
Blue, Green, Red or Frost



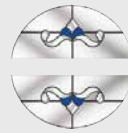
Zinc Art Elegance
(no pattern required)



Zinc Art Abstract
(no pattern required)



Art Clarity
Brass or Zinc
(no pattern required)



Crystal Bohemia
Blue, Green, Red or Frost



Mackintosh Rose



Fleur



English Rose



Crystal Tulip Arch
(only on Stippolyte)



*Circle
in Cream,
with Long Bow contemporary furniture,
and Zinc Art Abstract glass*



Planet friendly

Door-Stop doors were the first ever to be certified with an energy rating, and a bespoke energy certificate is issued with every door we make. Whilst the requirement in the UK is to be G rated or better,* any door we make can be configured to achieve a rating between A++ and D. The energy saving you feel can be enhanced further with the thermal glass upgrade option.

GRP - the longest product lifespan

Door Type	Expected Life	Maintenance
Softwood Door	25 Years	Paint, 5 Years
Hardwood Door	35 Years	Paint, 5 Years
Steel Composite Door	30 Years	Wipe Clean
PVC Composite Door	25 Years	Wipe Clean
GRP Composite Door	35 Years	Wipe Clean
PVC Panel Door	20 Years	Wipe Clean



Yale TS007 3-star security

Yale's Superior cylinder and Stainless Steel handle combination is accredited with the coveted TS007 3-star BSI Kitemark - the most secure available for composite doors and locks.

The TS007 1-star cylinder and can be combined with the TS007 2-star armoured Platinum handle, giving the door/lock combination the 3-star standard. The cylinder is anti-bump, drill, pick, tamper, torque and force resistant. It will withstand attempts to saw, wrench, corrode or even burn it out.



2 panel 2 arch

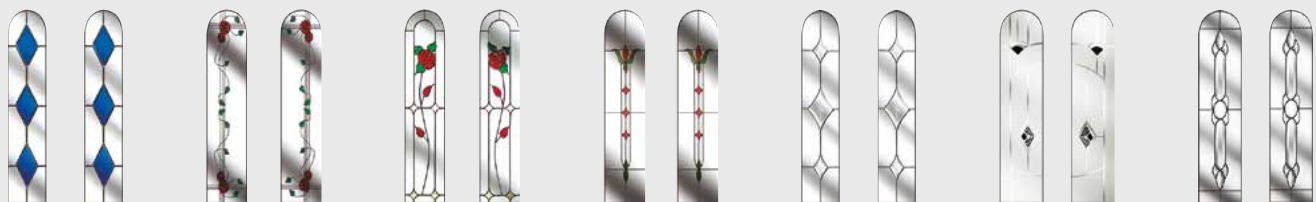


Door Colours



Red Black Chartwell Grey Duck Egg Blue Darkwood White Blue Cream Black Brown Poppy Red (High Gloss) Green Oak

Glass Designs



3 Drop Diamond
Blue, Green or Red

English Rose

Mackintosh Rose

Flair

Crystal Diamond
(only on Stippolyte)

Murano
Black, Blue, Green or Red


Crystal Bohemia



Crystal Harmony
Blue, Green, Red or Frost



Finesse
(no pattern required)



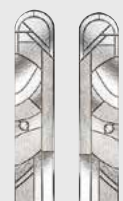
Classic
(no pattern required)



Flair
(no pattern required)



Zinc Art Elegance
(no pattern required)



Zinc Art Abstract
(no pattern required)



Art Clarity
Brass or Zinc
(no pattern required)

2 panel 2 angle




Door Colours



Red Black Chartwell Grey Duck Egg Blue Darkwood White Blue Cream Black Brown Poppy Red (High Gloss) Green Oak

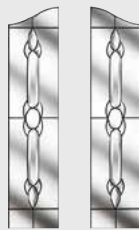
Glass Designs




3 Drop Diamond
Blue, Green or Red



Crystal Diamond
(only on Stippolyte)



Crystal Bohemia



Murano
Black, Blue, Green or Red



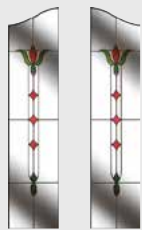
Crystal Harmony
Blue, Green, Red or Frost



English Rose



Mackintosh Rose



Fleur



Classic
(no pattern required)



Finesse
(no pattern required)



Flair
(no pattern required)

See Page 65 for all available glass patterns/backing glass





4 panel sunburst



Door Colours



Glass Patterns





4 panel sunburst
in Duck Egg Blue
with the Handleless suite
and Stippolyte™ glass

3 square

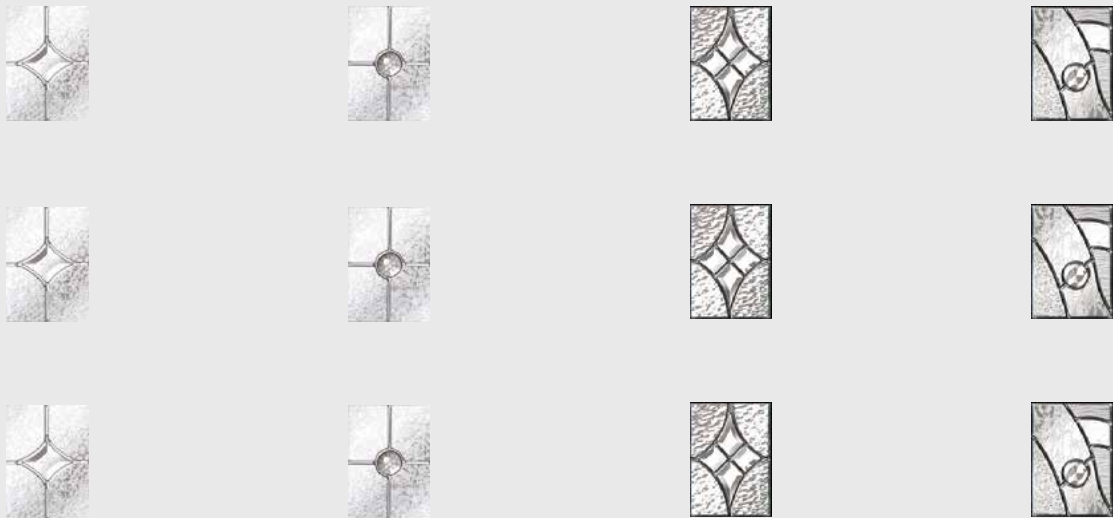


Door Colours



Red Black Chartwell Grey Duck Egg Blue Darkwood White Blue Cream Black Brown Poppy Red (High Gloss) Green Oak

Glass Designs



Flair
(no pattern required)

Finesse
(no pattern required)

Zinc Art Elegance
(no pattern required)

Zinc Art Abstract
(no pattern required)



*3 square
in Chartwell Green
with Square contemporary furniture
and Flair glass*



1 square




Door Colours



Red Black Chartwell Grey Duck Egg Blue Darkwood White Blue Cream Black Brown Poppy Red (High Gloss) Green Oak

Glass Patterns



Stippolyte™ Cotswold™ Chantilly™ Digital™ Flemish™ Charcoal Sticks™ Florielle™ Oak™



Satin Autumn™ Minster™ Everglade™ Mayflower™ Contora™ Taffeta™ Pelerine™ Warwick™

Cottage halfglaze




Door Colours



Red Black Chartwell Grey Duck Egg Blue Darkwood White Blue Cream Black Brown Poppy Red (High Gloss) Green Oak

Glass Designs




2x3 Drop Diamond
Blue, Green, Red



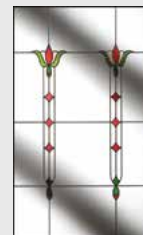
Crystal Diamond
(only on Stippolyte)




Crystal Harmony
Blue, Green, Red or Frost



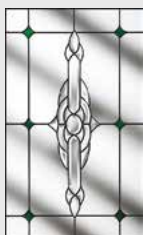
Mackintosh Rose



Fleur



English Rose



Crystal Bohemia
Blue, Green, Red or Frost



Murano
Blue, Green, Red or Black



Brass Art Clarity
(no pattern required)



Zinc Art Elegance
(no pattern required)



Zinc Art Abstract
(no pattern required)

See Page 65 for all available glass patterns/backing glass






4 square




Door Colours



Red Black Chartwell Grey Duck Egg Blue Darkwood White Blue Cream Black Brown Poppy Red (High Gloss) Green Oak

Glass Designs



Flair
(no pattern required)

Finesse
(no pattern required)

Zinc Art Elegance
(no pattern required)

Zinc Art Abstract
(no pattern required)



4 square
in Grey
with Long Bar contemporary furniture
and Finesse glass

door-stop

SECURE GUARANTEE

In the unlikely event that you're burgled and the intruder gains entry by snapping the Ultion cylinder you'll get a £1000 compensation and the door repaired or replaced.

Key Control ties the unique encrypted code stamped on your key to your email address so only you can authorise extra keys. Activate key control and your guarantee together for free at www.door-stop-doors.co.uk.

We'll replace or fix your door



We'll pay you

£1000

if a burglar snaps your Ultion lock and breaks in

Valid for

10
YEARS

Complete your security with free

ULTION
KEY CONTROL

If a burglar snaps Ultion and breaks in

£1000
GUARANTEE

ACTIVATE FOR FREE
www.ultion.co.uk

Complete your Ultion security with

ULTION
KEY CONTROL



Police certified

If anyone knows about security, it's the Police. Our Secured by Design option meets their national standard for safer homes. It's not only Police-approved - it's recognised by many insurance companies. So as well as enjoying an added sense of safety, you could get a discount on your home insurance cover, too.

Secured by Design



Official Police Security Initiative

2 panel 2 square 1 arch



Door Colours



Glass Designs



Crystal Tulip Arch
(only on Stippolyte)




Crystal Diamond
(only on Stippolyte)



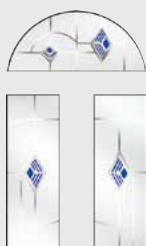
Classic
(no pattern required)




Finesse
(no pattern required)



Flair
(no pattern required)



Murano
Black, Blue, Green or Red



Zinc Art Elegance
(no pattern required)



Zinc Art Abstract
(no pattern required)



Art Clarity
Brass or Zinc
(no pattern required)



Colour coding

The weather bar that sits at the bottom of the door works hard to keep water outside. Door-Stop's colour coded range of weather bars are fitted to every door, and seamlessly blend into the appearance of your new door.

4 panel



Door Colours



Red

Black

Chartwell

Grey

Duck Egg Blue

Black Brown



Blue

White

Darkwood

Poppy Red
(High Gloss)

Cream

Oak

Green

6 panel



Door Colours



Red


Black

Chartwell

Grey

Duck Egg Blue

Black Brown



Blue

White

Darkwood

Poppy Red
(High Gloss)

Cream


Oak

Green

Yale Keyfree

We are all used to unlocking our cars with a remote control, now you can do the same thing with your front door. Door-Stop were the first to offer Yale's Keyfree, giving convenience by allowing access without a key. Whether, like with your car, you use one of the remote controls or enter your own personal code into the built-in keypad, Yale Keyfree couldn't be easier to use. No more lost keys, no more rummaging in your bag and no more cutting keys for visitors.





Don't replace - reglaze

With our patented reglazable cassette system, changing the glass does not mean replacing the door - for whatever reason. We've made it easy to reglaze without any impact on the door or the cassette. In the event of the unexpected, or the glass units simply break down and go misty. So no drama, no fuss and no brand new door required.

Our cassette is also colour injection moulded to match your door – and fully accredited to tough BS:EN 6375 and PAS24 security standards

Mid 3 square




Door Colours



Red Black Chartwell Grey Duck Egg Blue Darkwood White Blue Cream Black Brown Poppy Red (High Gloss) Green Oak

Glass Designs



Classic
(no pattern required)

Finesse
(no pattern required)

Flair
(no pattern required)

Zinc Art Elegance
(no pattern required)



Mid 3 square
in Grey,
with Long Square Handle
and Zinc Art Elegance glass



Twin side












Door Colours



Red Black Chartwell Grey Duck Egg Blue Darkwood White Blue Cream Black Brown Poppy Red (High Gloss) Green Oak

Glass Designs



							
Crystal Diamond (only on Stippolyte)	Murano Black, Blue, Green, Red	Zinc Art Elegance (no pattern required)	Classic (no pattern required)	Finesse (no pattern required)	Flair (no pattern required)	Zinc Art Abstract (no pattern required)	Art Clarity Brass or Zinc (no pattern required)



*Twin side
in Blue
chrome stainless steel furniture
and Murano (blue) glass*

4 panel 1 arch



Door Colours




Red Black Chartwell Grey Duck Egg Blue Darkwood White Blue Cream Black Brown Poppy Red (High Gloss) Green Oak

Glass Designs



Classic
(no pattern required)



Flair
(no pattern required)



Finesse
(no pattern required)



Murano
Blue, Green, Red or Black



Crystal Harmony
Blue, Green, Red or Frost



Zinc Art Elegance
(no pattern required)



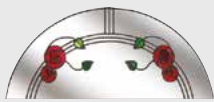
Zinc Art Abstract
(no pattern required)



Art Clarity
Brass or Zinc
(no pattern required)



Crystal Bohemia
Blue, Green, Red or Frost



Mackintosh Rose



Fleur



English Rose



Crystal Tulip Arch
(only on Stippolyte)



Ultion.

Every body approves.

It's no secret that burglars can open doors locked with normal cylinder locks in seconds. Ultion's trademark Lockdown Mode activates a hidden lock when it detects an attack.

That's why Ultion is accredited with not only TS007 3 star (grade 6) from BSI, Sold Secure Diamond from the Master Locksmith Association and Secured by Design from the Police.



Approved by
locksmiths




Approved by
the Police



Approved by
British Standards

Cottage



Door Colours



2 panel sunburst



Only Available in White



Stippolyte™

Cotswold™

Chantilly™

Digital™

Flemish™

Charcoal
Sticks™

Florielle™

Oak™



Satin

Autumn™

Minster™

Everglade™

Mayflower™

Contora™

Taffeta™

Pelerine™

Warwick™

2 panel 1 square

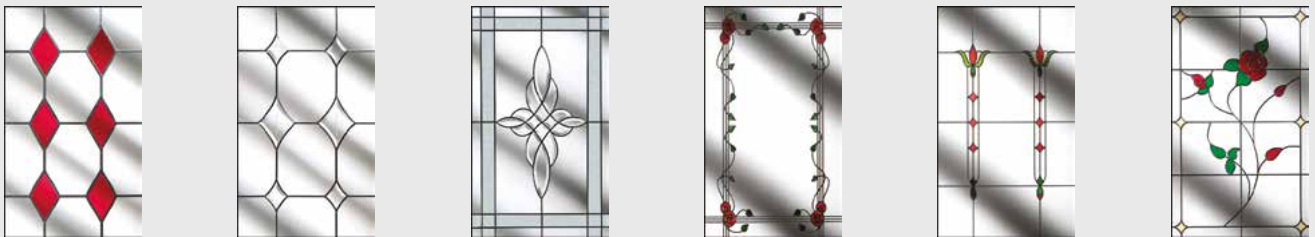


Door Colours



Red Black Chartwell Grey Duck Egg Blue Darkwood White Blue Cream Black Brown Poppy Red (High Gloss) Green Oak

Glass Designs



2x3 Drop Diamond
Blue, Green, Red

Crystal Diamond
(only on Stippolyte)

Crystal Harmony
Blue, Green, Red or Frost

Mackintosh Rose

Fleur

English Rose



Crystal Bohemia
Blue, Green, Red or Frost

Murano
Blue, Green, Red or Black

Brass Art Clarity
(no pattern required)

Zinc Art Elegance
(no pattern required)

Zinc Art Abstract
(no pattern required)



Hurricane tested

The average rainfall in the UK is between 700mm a year in East Anglia and 3,000mm a year in the Scottish Highlands.* So we've designed our doors to be fully protected against extreme weather conditions.

Door-Stop doors are tested in a pressurized chamber to simulate gusting winds starting at 63 miles an hour and up to 80 miles an hour - that's stronger than a hurricane. Then they are tested further by spraying two litres of water every minute directly at the door in their test chamber - that's a serious amount of rain. So even when it's cats and dogs out there, your door will keep you snug and dry.

WATERTIGHTNESS

Tested in accordance with
BSEN 1027

AIR PERMEABILITY

Tested in accordance with
BSEN 1026

WIND RESISTANCE

Tested in accordance with
BSEN 12211

*Meteorological Office Statistics





2 panel 1 grill



Door Colours



Glass Patterns





Solid grids

The Door-Stop 2 panel 1 grid door design can feature a glazed unit with a solid internal grid. So when your eye glances across the glazed panel you don't see the inside of a glazing cassette, you see the effect that you would get if the door had 9 separate pieces of glass.

Diamond



Door Colours



Glass Patterns





GU Slam Lock

All Door-Stop doors fitted with contemporary hardware are supplied with the GU 'Slam Lock'. This lock features bolts (see above) rather than hooks, that engage the moment the door is closed.

To lock the door from the inside the user turns the key or, if it's been fitted, the thumbturn. From the outside the door can only be opened with a key.

See **Page 64** for a full contemporary furniture guide.

2 panel 1 arch



Door Colours



Red Black Chartwell Grey Duck Egg Blue Darkwood White Blue Cream Black Brown Poppy Red (High Gloss) Green Oak

Glass Designs



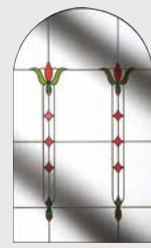
Crystal Harmony
Blue, Green, Red or Frost



Crystal Eternity
(only on Stippolyte)



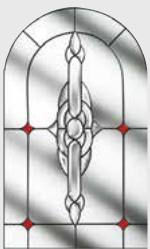
Mackintosh Rose



Fleur



English Rose



Crystal Bohemia
Blue, Green, Red or Frost



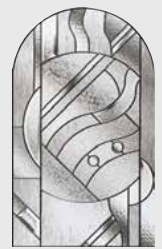
Murano
Blue, Green, Red or Black



Brass Art Clairty
(no pattern required)



Zinc Art Elegance
(no pattern required)



Zinc Art Abstract
(no pattern required)

Sidepanels

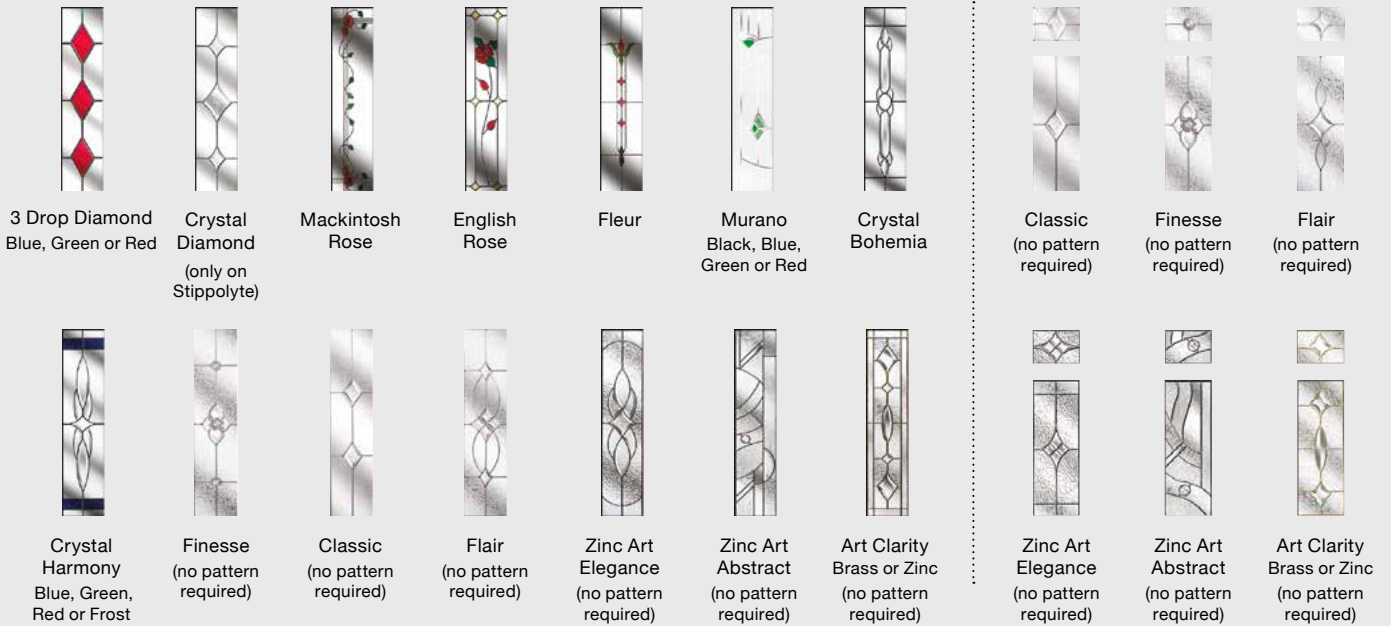


Door Colours



Red Black Chartwell Grey Duck Egg Blue Darkwood White Blue Cream Black Brown Poppy Red (High Gloss) Green Oak

Glass Designs





*2 panel 2 square
in Black
with chrome Fab n Fix furniture
Zinc Art Abstract glass
and composite sidepanel*

Contemporary Furniture Guide



Availability by Door Style

	A	B	C	D	E	F	G	H	I	J	K	L	P	P3
Long Bar				✓				✓	✓	✓			✓	✓
Bow Handle	✓	✓	✓	✓	✓	✓	✓	✓	✓	✓	✓	✓	✓	✓
Square													✓	✓
Classic	✓	✓	✓	✓	✓	✓	✓	✓	✓	✓	✓	✓	✓	
Square Bar				✓				✓	✓	✓			✓	✓

	Q	R	S	T	U	V	W	W4	W4H	X	Y	YH	Z	ZH
Long Bar	✓	✓	✓		✓		✓		✓				✓	✓
Bow Handle	✓	✓	✓	✓	✓	✓	✓		✓	✓		✓	✓	✓
Square		✓	✓		✓		✓		✓	✓		✓	✓	✓
Classic	✓	✓		✓	✓	✓		✓	✓	✓	✓	✓	✓	
Square Bar	✓	✓	✓		✓		✓		✓			✓		✓

Glass Patterns / Backing glass



Stippolyte™



Cotswold™



Chantilly™



Digital™



Autumn™



Minster™



Everglade™



Mayflower™



Flemish™




Charcoal Sticks™



Florielle™



Oak™



Satin



Contora™



Taffeta™




Pelerine™



Warwick™

Colour Guide

Door Colours



Red

Grey

Chartwell Green

Black



Blue

Cream

Darkwood

Poppy Red
(High Gloss)

Oak



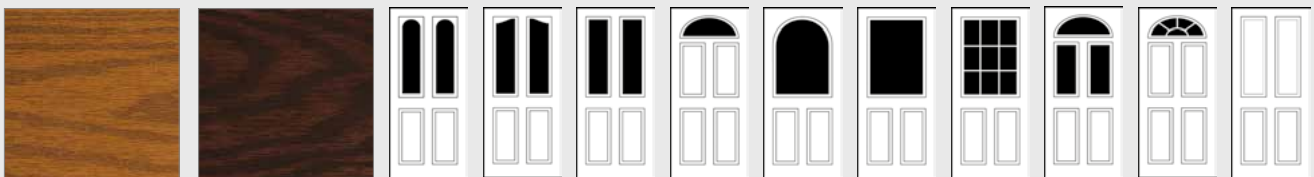
Black Brown

White

Duck Egg Blue

Green

Colour both sides



Available in Oak and Darkwood in the above styles up to 958mm wide

Frame Colours



White

Whitegrain

Mahogany

Cherrywood

Oak

Black Brown

Chartwell
Green

Cream

Grey



Edged detail

Every sightline of a Door-Stop door is considered. Even for the edge that spends nearly all of its life concealed. On the hinge edge of every door we apply a grained trim, and then we countersink the hinges to make a perfect flush finish.

Beware imposters

There are many unique features on a Genuine Door-Stop door that you won't find elsewhere. With all the unique features we offer, it's important to know that you've got the real thing. All of Door-Stop doors carry an official stamp on the hinge edge near the bottom of the door.

